

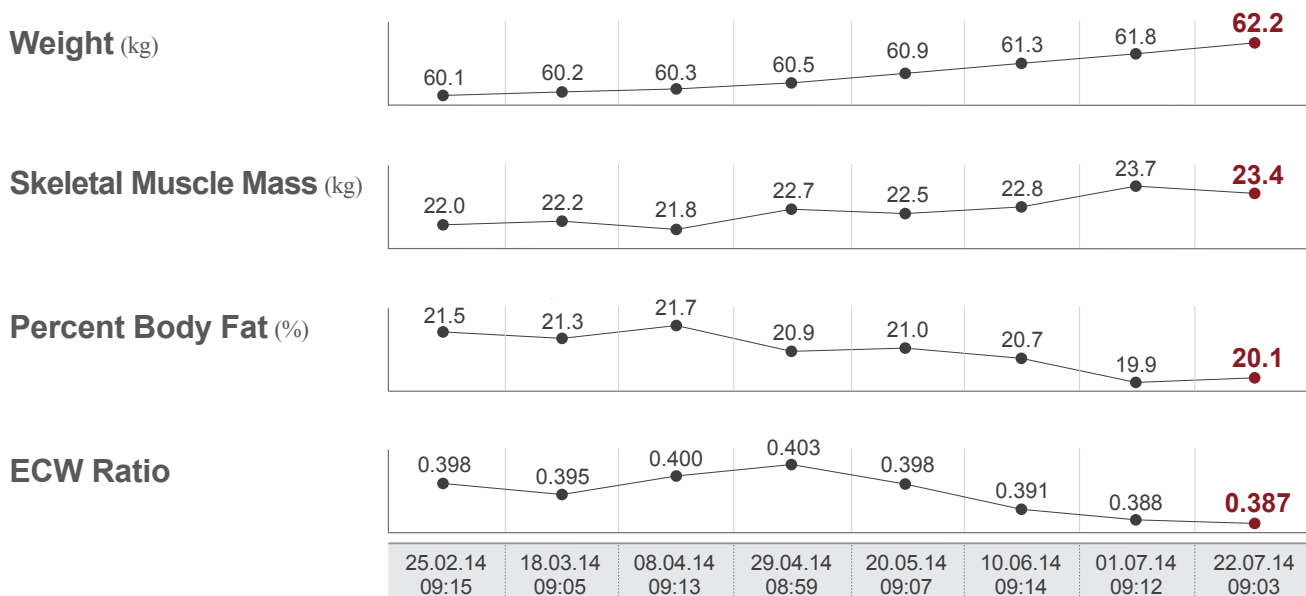
InBody770

The Premium solution for your health



See What You're Made of

Reveal the efficiency of your consultation through the InBody Test



* Height: 174cm, Age: 51, Gender: Male

The InBody Test clearly visualizes the body's internal change. Weight alone does not accurately reflect the effects of an individual's nutritional status. However, the InBody test can accurately reveal the changes of the body. For example, increased Skeletal Muscle Mass and Percent Body Fat indicate a positive change in the body. Measuring Extracellular Water Ratio and maintaining it in the normal range is also beneficial for the body.

The graph above details the changes in a man who had about half a year of well-organized nutritional supplements and workout plans after a surgery. The InBody Test indicates a positive change in his body.



Accuracy and Reliability of the InBody are Proven by the World's Top Journals and Scholars

More than 500 articles have been published by renowned journals

The world's medical professionals have proven the clinical reliability of the InBody through numerous articles.

The InBody has a 98.4% correlation with DEXA, a gold standard method in body composition analysis, and the InBody's own technology hold patents in various countries around the world.



Validation Studies

Kriemler, S., Puder, J., Zahner, L., Roth, R., Braun-Fahrländer, C., & Bedogni, G. (2008). **Cross-validation of bioelectrical impedance analysis for the assessment of body composition in a representative sample of 6-to 13-year-old children.** *European journal of clinical nutrition*, 63(5), 619-626.

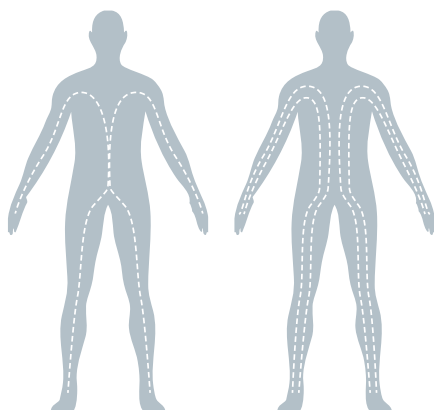
Lim, J. S., Hwang, J. S., Lee, J. A., Kim, D. H., Park, K. D., Jeong, J. S., & Cheon, G. J. (2009). **Cross-calibration of multi-frequency bioelectrical impedance analysis with eight-point tactile electrodes and dual-energy X-ray absorptiometry for assessment of body composition in healthy children aged 6–18 years.** *Pediatrics International*, 51(2), 263-268.

Utter, A. C., & Lambeth, P. G. (2010). **Evaluation of multifrequency bioelectrical impedance analysis in assessing body composition of wrestlers.** *Med Sci Sports Exerc*, 42(2), 361-7.

Ling, C. H., de Craen, A. J., Slagboom, P. E., Gunn, D. A., Stokkel, M. P., Westendorp, R. G., & Maier, A. B. (2011). **Accuracy of direct segmental multi-frequency bioimpedance analysis in the assessment of total body and segmental body composition in middle-aged adult population.** *Clinical Nutrition*, 30(5), 610-615.

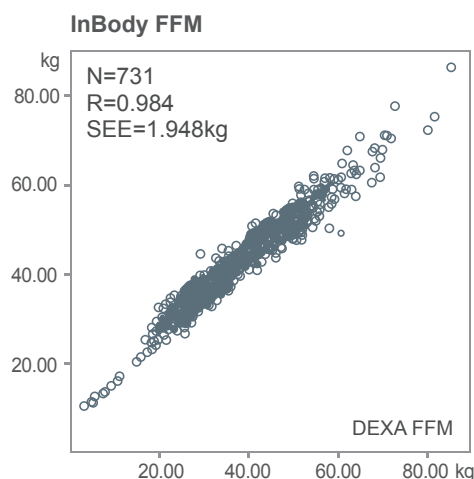
Capture the single moment of your body via SMF-BIA

Another innovative achievement for BIA technology



SMF-BIA (Patent registration number: US 8271079);
Simultaneous Multi-Frequency Bioelectrical Impedance Analysis

The shift of body composition and the change in water distribution of the body causes inaccurate measurements when the body composition was analyzed by former technology. InBody with its exclusive technology overcomes this limitation by flowing the multi-frequencies instantly at the same time. The innovative technology called SMF-BIA which guarantees high accuracy of measurement is proudly introduced by the InBody770 with its new generation.



InBody770 for research level accuracy

* Male: 343, Female: 388

	N	Minimum	Maximum	Mean	Std. Deviation
Age (years)	731	5.00	88.00	40.09	17.54
Height (cm)	731	106.50	193.00	162.42	10.43
Weight (kg)	731	17.30	118.30	60.60	13.59

With the technological advancement, the InBody proved itself as the most accurate BIA device to measure the body composition.

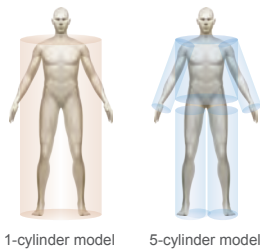
The study shows that InBody has high correlation with DEXA.

InBody Technology

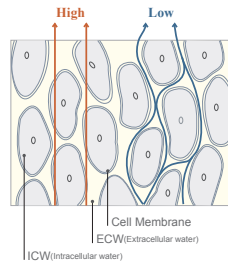
Experience the Exclusive InBody Technology

Technical Improvements for Achieving High Accuracy and Reproducibility

98.4% Accuracy Validated with DEXA

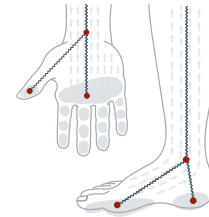


Direct Segmental Measurement
DSM-BIA



Wide Ranged Multi-Frequencies
SMF-BIA

99% Reproducibility



8-Point Tactile Electrodes
With Thumb Electrodes



No Use of Empirical Estimations

Conventional BIA devices factor in empirical estimations such as body type, age, and gender into their results. The InBody only uses impedance directly acquired from each subject to allow the InBody to provide accurate, personalized results.

Direct Segmental Measurement (DSM-BIA)

One of the assumptions generally taken in BIA is that the measure body is one cylinder. The InBody uses direct segmental measurement bioelectric impedance analysis (DSM-BIA), a patented technology, to precisely measure the body as 5 separate cylinders: four limbs and the trunk.

Wide Ranged Multi-Frequencies

InBody uses multi-frequencies to penetrate the cell membrane and accurately analyze intracellular water and extracellular water. By using simple frequencies, InBody accurately measures total body water, hence, is useful in analyzing individuals with imbalanced body water distribution. Especially, InBody770 uses simultaneous multi-frequencies and it makes higher accuracy of the results.

8-Point Tactile Electrodes with Thumb electrodes

Exclusive Tetra-polar 8-point electrodes allow measurements to repeatedly start at a fixed point – regardless of where electrodes are placed – to increase accuracy and reproducibility.

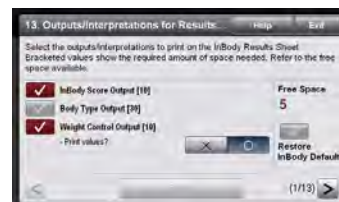
InBody770, Performing for Experts

InBody770 is developed based on professionals' experience



Body Composition History

Weight (kg)	65.3	63.9	62.4	61.8	62.3	60.9	60.5	59.1
SMM (kg)	20.1	20.0	19.7	19.7	19.8	19.7	19.8	19.6
PBF (%)	41.3	40.7	39.2	39.0	39.4	38.6	37.8	36.9
ECW Ratio	0.399	0.398	0.396	0.396	0.397	0.396	0.398	0.397
<input checked="" type="checkbox"/> Recent <input type="checkbox"/> Total	11.10.10 09:15	11.10.30 09:40	11.11.02 09:35	11.12.15 11:01	12.01.12 08:33	12.02.10 15:30	12.03.15 08:35	12.05.04 09:46



The user-friendly interface with voice guidance allows anyone to take the InBody Test with ease.

Monitor the progressive change of your body composition.

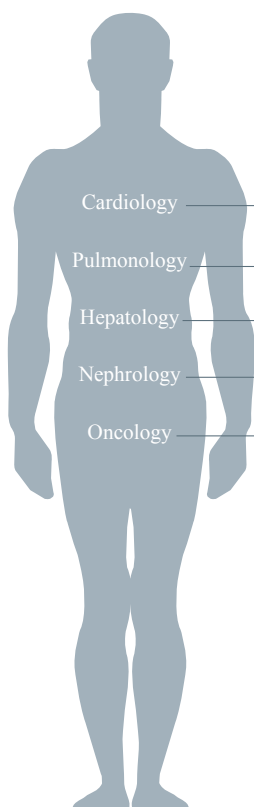
Customize InBody Results Sheet with your preferred parameters.

Medically Approved Body Composition Analysis

InBody770 is certified by numerous certifications such as NAWI and CE to provide research-level results. These certifications are approved globally.



Research level outputs for numerous medical applications



Body Water Analysis,
ECW Ratio Analysis

Min-Hui Liu, et al. Edema index established by a segmental multifrequency bioelectrical impedance analysis provides prognostic value in acute heart failure.
Journal of Cardiovascular Medicine 2012; 13: 299-306.

Fat Free Mass,
ECW Ratio Analysis

Takahiro Yoshikawa, et al. Association of plasma adiponectin levels with cellular hydration state measured using bioelectrical impedance analysis in patients with COPD.
International Journal of COPD 2012; 7: 515-521.

Visceral Fat Area,
ECW Ratio Analysis
Body Cell Mass

Nagisa Hara, et al. Value of the extracellular water ratio for assessment of cirrhotic patients with and without ascites.
Hepatology Research 2009; 39:1072-1079.

Body Water Analysis
ECW Ratio Analysis
Body Cell Mass

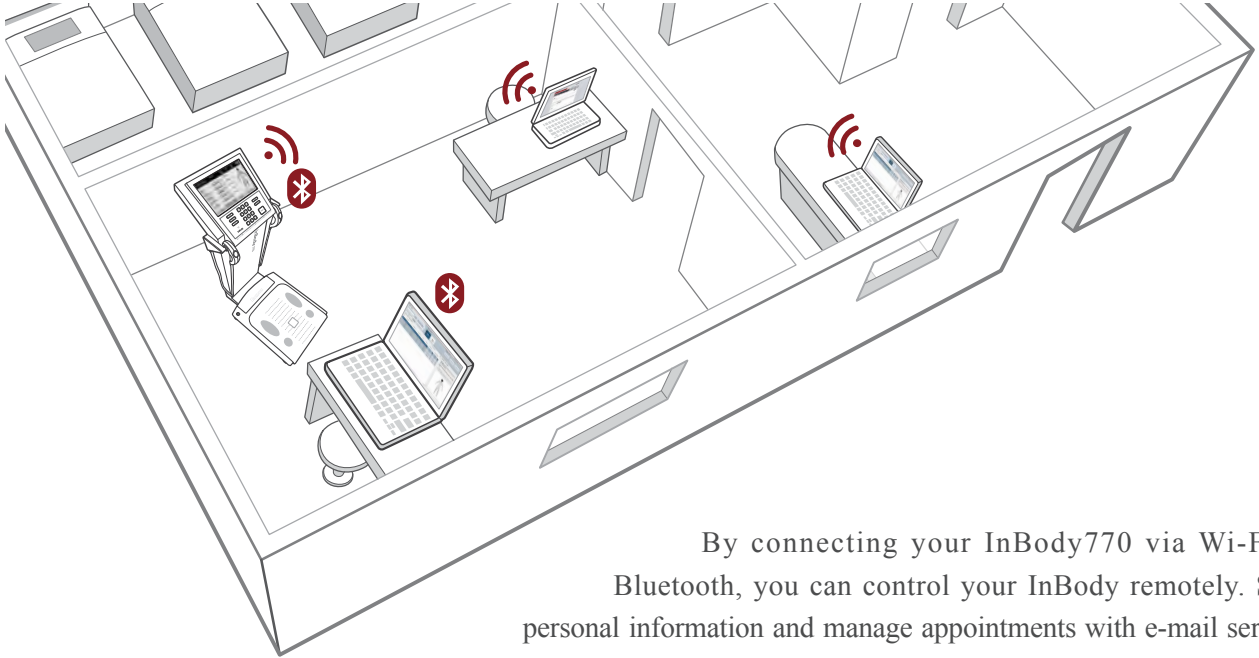
Andrew Davenport. Does peritoneal dialysate affect body composition assessments using multi-frequency bioimpedance in peritoneal dialysis patients?
European Journal of Clinical Nutrition 2012:1-3.

Phase Angle,
Fat Free Mass

Kazumasa Torimoto, et al. The effects of androgen deprivation therapy on lipid metabolism and body composition in Japanese patients with prostate cancer.
Japanese Journal of Clinical Oncology 2011; 41: 577-581.

Extend Range of InBody Application

Smart applications of InBody770 with various features



By connecting your InBody770 via Wi-Fi or Bluetooth, you can control your InBody remotely. Save personal information and manage appointments with e-mail service. List user data using the Lookin'Body Data Management Software.

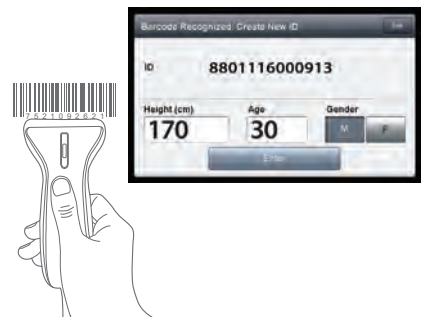
Extended features such as BSM series, BPBIO series, and Barcode Scanner can allow the InBody770 to apply to other various fields.



BPBIO320 Blood Pressure Monitor
Upload-pressurized automatic blood pressure monitor gives more accurate results and it is less painful.



BSM370 Stadiometer
Precise height and weight measurement are given by the touch bar and measurement sensor.



Barcode Scanner
Simply input your client's data by scanning the barcode with the scanner to save time.

* Software and devices above are optional.

ID	Height	Age	Gender	Test Date / Time
Jane Doe	156.9cm	51	Female	2014.05.04. 09 : 46

1 Body Composition Analysis

	Values	Total Body Water	Soft Lean Mass	Fat Free Mass	Weight
Total Body Water(L)	27.5 (26.3 ~ 32.1)	27.5	35.1 (33.8 ~ 41.7)	37.3 (35.8 ~ 43.7)	59.1 (43.9 ~ 59.5)
Protein (kg)	7.2 (7.0 ~ 8.6)	non-osseous			
Minerals (kg)	2.63 (2.44 ~ 2.98)				
Body Fat Mass (kg)	21.8 (10.3 ~ 16.5)				

2 Muscle-Fat Analysis

	Under	Normal	Over
Weight (kg)	55 70 85 100 115 130 145 160 175 190 205 %		
SMM (kg)	70 80 90 100 110 120 130 140 150 160 170 %	19.6	
Body Fat Mass (kg)	40 60 80 100 160 220 280 340 400 460 520 %		21.8

3 Obesity Analysis

	Under	Normal	Over
BMI (kg/m ²)	10.0 15.0 18.5 21.0 25.0 30.0 35.0 40.0 45.0 50.0 55.0	24.0	
PBF (%)	8.0 13.0 18.0 23.0 28.0 33.0 38.0 43.0 48.0 53.0 58.0	36.9	

4 Segmental Lean Analysis

	Under	Normal	Over	ECW Ratio
Right Arm (kg)	40 60 80 100 120 140 160 180 200 %	2.02		0.380
(%)		102.2		
Left Arm (kg)	40 60 80 100 120 140 160 180 200 %	1.94		0.381
(%)		98.1		
Trunk (kg)	70 80 90 100 110 120 130 140 150 %	17.7		0.398
(%)		95.4		
Right Leg (kg)	70 80 90 100 110 120 130 140 150 %	5.20		0.401
(%)		83.6		
Left Leg (kg)	70 80 90 100 110 120 130 140 150 %	5.02		0.403
(%)		80.6		

5 ECW Ratio Analysis

	Under	Normal	Over
ECW Ratio	0.320 0.340 0.360 0.380 0.390 0.400 0.410 0.420 0.430 0.440 0.450	0.397	

6 Body Composition History

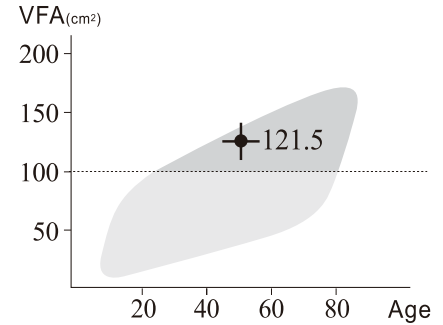
Weight (kg)	65.3	63.9	62.4	61.8	62.3	60.9	60.5	59.1
SMM (kg)	20.1	20.0	19.7	19.7	19.8	19.7	19.8	19.6
PBF (%)	41.3	40.7	39.2	39.0	39.4	38.6	37.8	36.9
ECW Ratio	0.399	0.398	0.396	0.396	0.397	0.396	0.398	0.397
<input checked="" type="checkbox"/> Recent <input type="checkbox"/> Total	11.10.10 09:15	11.10.30 09:40	11.11.02 09:35	11.12.15 11:01	12.01.12 08:33	12.02.10 15:50	12.03.15 08:35	12.05.04 09:46

7 InBody Score

68 / 100 Points

* Total score that reflects the evaluation of body composition. A muscular person may score over 100 points.

8 Visceral Fat Area



9 Weight Control

Target Weight	51.7 kg
Weight Control	- 7.4 kg
Fat Control	- 9.9 kg
Muscle Control	+ 2.5 kg

10 Segmental Fat Analysis

Right Arm (1.5kg)	178.0%
Left Arm (1.6kg)	183.0%
Trunk (11.7kg)	240.0%
Right Leg (2.9kg)	132.0%
Left Leg (2.9kg)	132.0%

11 Research Parameters

Intracellular Water	16.6 L (16.3~19.9)
Extracellular Water	10.9 L (10.3~12.2)
Basal Metabolic Rate	1176 kcal
Waist-Hip Ratio	0.92 (0.75~0.85)
Body Cell Mass	23.8 kg (23.4~28.6)

12 Results Interpretation QR Code

Scan the QR Code to see results interpretation in more detail.



13 Whole Body Phase Angle

ϕ (°) 50 kHz | 4.3°

14 Impedance

Z(Ω)	1 kHz	5 kHz	50 kHz	250 kHz	500 kHz	1000 kHz	RA	LA	TR	RL	LL
	379.6	373.1	337.2	307.9	297.4	286.4	379.6	385.4	26.8	306.8	316.1
							373.1	385.4	25.7	303.0	314.1
							337.2	352.5	23.0	282.3	289.8
							307.9	322.9	20.4	263.3	272.7
							297.4	311.5	19.1	258.1	267.8
							286.4	297.4	17.0	254.5	264.0

The InBody Results Sheet

Body composition analysis and nutritional information at a glance

1 Body Composition Analysis

Body weight is the sum of Total Body Water, Protein, Minerals, and Body Fat Mass. Maintain a balanced body composition to stay healthy.

2 Muscle-Fat Analysis

Compare the bar lengths of Skeletal Muscle Mass and Body Fat Mass. The longer the Skeletal Muscle Mass bar is compared to the Body Fat Mass bar, the stronger the body is.

3 Obesity Analysis

BMI is an index used to determine obesity by using height and weight. PBF is the percentage of body fat compared to body weight.

4 Segmental Lean Analysis

Evaluates whether the muscles are adequately developed in the body. The top bar shows the comparison of muscle mass to ideal weight while the bottom bar shows that to the current weight.

5 ECW Ratio Analysis

ECW Ratio, the ratio of Extracellular Water to Total Body Water, is an important indicator whether the body water is balance.

6 Body Composition History

Track the history of the body compositional change. Take the InBody Test periodically to monitor your progress.

7 InBody Score

Total score that reflects the evaluation of body composition. A muscular person may score over 100 points.

8 Visceral Fat Area

Visceral Fat Area is the estimated area of fat surrounding internal organs in the abdomen. Maintain a Visceral Fat Area under 100cm² to stay healthy.

9 Weight Control

See how your body measures up to the recommended Weight, Muscle Mass, and Body Fat Mass for a good balance. The '+' means to gain and the '-' means to lose.

10 Segmental Fat Analysis

Evaluates whether the amount of fat is adequately distributed in all parts of the body. Each bar shows fat mass in comparison to the ideal.

11 Research Parameters

Various nutritional outputs are provided such as Intracellular Water, Extracellular Water, Basal Metabolic Rate, Waist-Hip Ratio, Visceral Fat Level, Obesity Degree, and more. To see a complete list, please scan the results interpretation QR code.

12 Results Interpretation QR Code


Scan the QR Code to see results interpretation in more detail.

13 Whole Body Phase Angle

Whole Body Phase Angle is the resistance value measured in the cellular membrane when electrical currents are applied throughout the body.

14 Impedance

Impedance is the resistance value measured when electrical currents are applied throughout the body. Based on the measured data, key body composition outputs can be analyzed. Impedance is also used for many research purposes.

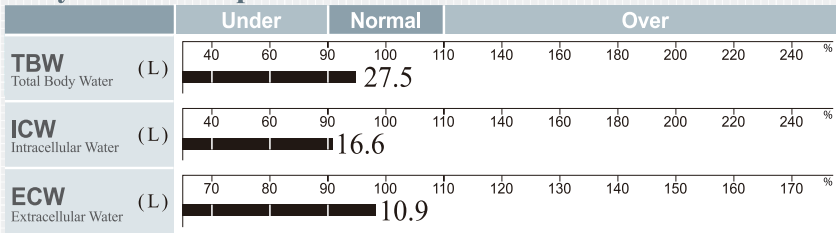


The InBody Results Sheet for Children


Specially designed results sheet with Growth Graph is available for Children

ID	Height	Age	Gender	Test Date / Time
Jane Doe	156.9cm	51	Female	2012.05.04. 09 : 46

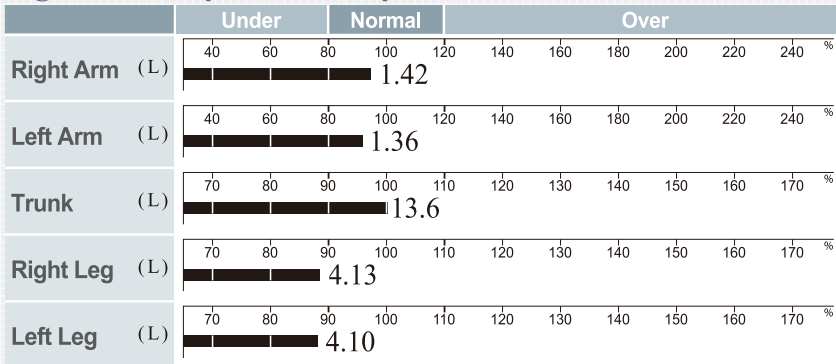
1 Body Water Composition



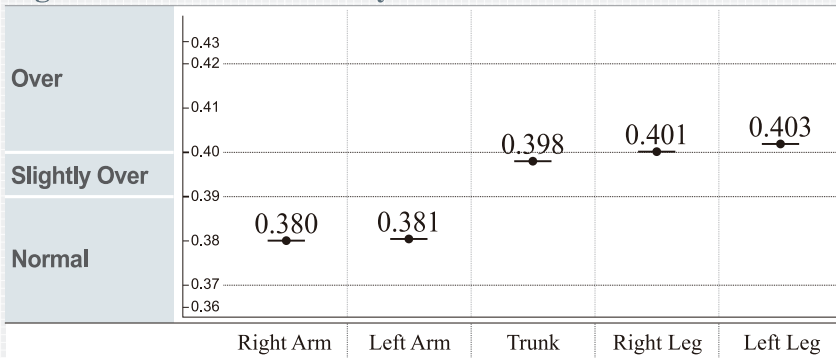
2 ECW Ratio Analysis



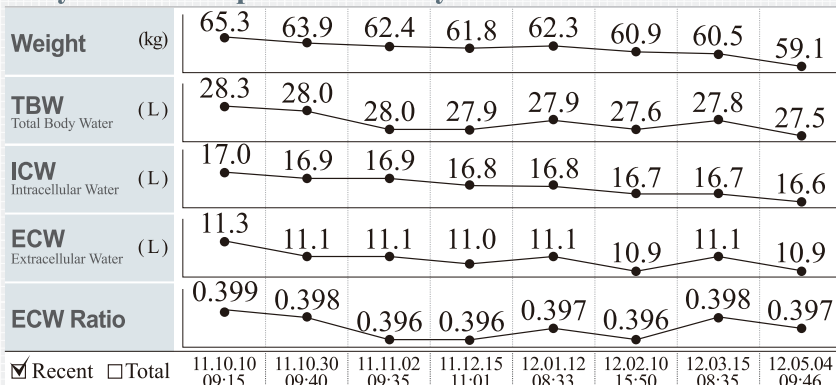
3 Segmental Body Water Analysis



4 Segmental ECW Ratio Analysis



5 Body Water Composition History



6 Body Water Composition

Total Body Water 27.5 L (26.3~31.4)
 Intracellular Water 16.6 L (16.3~19.9)
 Extracellular Water 10.9 L (10.0~12.2)

7 Segmental Body Water Analysis

Right Arm 1.42 L (1.18~1.78)
 Left Arm 1.36 L (1.18~1.78)
 Trunk 13.6 L (12.1~14.8)
 Right Leg 4.13 L (4.21~5.15)
 Left Leg 4.10 L (4.21~5.15)

8 Body Composition Analysis

Protein 7.2 kg (7.0~8.6)
 Minerals 2.63 kg (2.44~2.98)
 Body Fat Mass 21.8 kg (10.3~16.5)
 Fat Free Mass 37.3 kg (35.8~43.7)
 Bone Mineral Content 2.18 kg (2.01~2.45)

9 Muscle-Fat Analysis

Weight 59.1 kg (43.9~59.5)
 Skeletal Muscle Mass 19.6 kg (19.5~23.9)
 Soft Lean Mass 35.1 kg (33.8~41.4)
 Body Fat Mass 21.8 kg (10.3~16.5)

10 Obesity Analysis

BMI 24.0 kg/m² (18.5~25.0)
 PBF 36.9 % (18.0~28.0)

11 Research Parameters

Basal Metabolic Rate 1176 kcal
 Waist-Hip Ratio 0.92 (0.75~0.85)
 Waist Circumference 72 cm
 Visceral Fat Area 121.5 cm²
 Obesity Degree 114 % (90~110)
 Body Cell Mass 23.8 kg (23.4~28.6)
 Arm Circumference 30.2 cm
 Arm Muscle Circumference 25.7 cm
 TBW/FFM 74.1 %
 FFMI 15.2 kg/m²
 FMI 8.9 kg/m²

12 Whole Body Phase Angle

ϕ (°) 50 kHz | 4.3°

13 Impedance

	RA	LA	TR	RL	LL
Z (Ω) 1 kHz	379.6	392.7	26.8	306.8	316.1
5 kHz	373.1	385.4	25.7	303.0	314.1
50 kHz	337.2	352.5	23.0	282.3	289.8
250 kHz	307.9	322.9	20.4	263.3	272.7
500 kHz	297.4	311.5	19.1	258.1	267.8
1000 kHz	286.4	297.4	17.0	254.5	264.0

The InBody Body Water Results Sheet

For more detailed body water analysis

1 Body Water Composition

The body weight is the sum of Total Body water, Protein, Minerals, and Body Fat Mass. Maintain a balanced body composition to stay healthy.

2 Body Water Analysis

Compare the bar lengths of Skeletal Muscle Mass and Body Fat Mass. The longer the Skeletal Muscle Mass bar is compared to the Body Fat Mass bar, the stronger the body is.

3 Segmental Body Water Analysis

Evaluates whether the amount of body water is adequately distributed throughout the body.

4 Segmental ECW Ratio Analysis

Segmental ECW Ratio is the ratio of Extracellular Water to Total Body Water.

5 Body Water History

Track the history of the body compositional change. Take the InBody Test periodically to monitor your progress.

6 Body Water Composition

Total Body Water is the sum of Extracellular Water and Intracellular Water.

7 Segmental Body Water Analysis

Evaluates whether the amount of body water is adequately distributed in all parts of the body.

8 Body Composition Analysis

The body weight is the sum of Total Body Water, Protein, Minerals, and Body Fat Mass. Maintain a balanced body composition to stay healthy.

9 Muscle-Fat Analysis

Compare the bar lengths of Skeletal Muscle Mass and Body Fat Mass. The longer the Skeletal Muscle Mass bar is compared to the Body Fat Mass bar, the stronger the body is.

10 Obesity Analysis

BMI is an index used to determine obesity by using height and weight. PBF is the percentage of body fat compared to body weight.

11 Research Parameters

Various nutritional outputs are provided such as Intracellular Water, Extracellular Water, Basal Metabolic Rate, Waist-Hip Ratio, Visceral Fat Level, Obesity Degree, and so on.

12 Whole Body Phase Angle

Whole Body Phase Angle is the resistance value measured in the cellular membrane when electrical currents are applied throughout the body.

13 Impedance

Impedance is the resistance value measured when electrical currents are applied throughout the body. Based on the measured data, key body composition outputs can be analyzed. Impedance is also used for many research purposes.



InBody770 Specifications

Key Specifications

Bioelectrical Impedance Analysis (BIA) Measurement Items	Bioelectrical Impedance (Z)	30 Impedance Measurements by Using 6 Different Frequencies (1kHz, 5kHz, 50kHz, 250kHz, 500kHz, 1000kHz) at Each of 5 Segments (Right Arm, Left Arm, Trunk, Right Leg, and Left Leg)
Electrode Method	Reactance (Xc)	15 Impedance Measurements by Using 3 Different Frequencies (5kHz, 50kHz, 250kHz) at Each of 5 Segments (Right Arm, Left Arm, Trunk, Right Leg, and Left Leg)
Measurement Method		Tetrapolar 8-Point Tactile Electrodes with Thumb Electrodes
Body Composition Calculation Method		Direct Segmental Multi-frequency Bioelectrical Impedance Analysis Method (DSM-BIA) Simultaneous Multi-frequency Impedance Measurement (SMF-BIA)
Outputs (InBody Results Sheet)		No Empirical Estimation
Outputs (InBody Results Sheet for Children)		Results and Interpretations: Body Composition Analysis (Total Body Water, Protein, Soft Lean Mass, Minerals, Fat Free Mass, Body Fat Mass, Weight), Muscle-Fat Analysis (Weight, Skeletal Muscle Mass, Body Fat Mass), Obesity Analysis (Body Mass Index, Percent Body Fat), Segmental Lean Analysis (Based on ideal weight/Based on current weight: Right Arm, Left Arm, Trunk, Right Leg, Left Leg), ECW Ratio Analysis (ECW Ratio), Body Composition History (Weight, Skeletal Muscle Mass, Percent Body Fat, ECW Ratio), InBody Score, Visceral Fat Area (Graph), Body Type (Based on BMI/Percent Body Fat: Athletic Shape, Slightly Obese, Obesity, Muscular Shape, Average, Slightly Obese, Slim Muscular, Slim Sarcopenic Obesity, Thin, Slightly Thin), Weight Control (Target Weight, Weight Control, Fat Control, Muscle Control), Nutrition Evaluation (Protein, Minerals, Fat Mass), Obesity Evaluation (BMI, Percent Body Fat), Body Balance Evaluation (Upper, Lower, Upper-Lower), Segmental Fat Analysis (Right Arm, Left Arm, Trunk, Right Leg, Left Leg), Segmental Body Water Analysis (Right Arm, Left Arm, Trunk, Right Leg, Left Leg), Segmental ICW Analysis (Right Arm, Left Arm, Trunk, Right Leg, Left Leg), Segmental ECW Analysis (Right Arm, Left Arm, Trunk, Right Leg, Left Leg), Segmental Circumference (Neck, Chest, Abdomen, Hip, Right Arm, Left Arm, Right Thigh, Left Thigh), Waist-Hip Ratio (Graph), Visceral Fat Level (Graph), Research Parameters (Intracellular Water, Extracellular Water, Skeletal Muscle Mass, Basal, Metabolic Rate, Waist-Hip Ratio, Waist Circumference, Visceral Fat Level, Visceral Fat Area, Obesity Degree, Bone Mineral Content, Body Cell Mass, Arm Circumference, Arm Muscle, Circumference, FFMI, FMI) Results Interpretation QR Code, Reactance (5kHz, 50kHz, 250kHz), Whole Body Phase Angle (50kHz), Segmental Phase Angle (50kHz, Right Arm, Left Arm, Trunk, Right Leg, Left Leg), Impedance (Each segment and each frequency)
Body Water Results Sheet		Results and Interpretations: Body Composition Analysis (Total Body Water, Protein, Minerals, Body Fat Mass, Weight), Muscle-Fat Analysis (Weight, Skeletal Muscle Mass, Body Fat Mass), Obesity Analysis (Body Mass Index, Percent Body Fat), Growth Graph (Height, Weight), Body Composition History (Height, Weight, Skeletal Muscle Mass, Percent Body Fat), Growth Score, Nutrition Evaluation (Protein, Minerals, Fat Mass), Obesity Evaluation (BMI, Percent Body Fat), Body Balance (Upper, Lower, Upper-Lower), Segmental Lean Analysis (Right Arm, Left Arm, Trunk, Right Leg, Left Leg), Segmental Body Water Analysis (Right Arm, Left Arm, Trunk, Right Leg, Left Leg), Research Parameters (Intracellular Water, Extracellular Water, Basal Metabolic Rate, Child Obesity Degree, Bone Mineral Content, Body Cell Mass, FFMI, FMI) Results Interpretation QR Code, Reactance (5kHz, 50kHz, 250kHz), Whole Body Phase Angle (50kHz), Segmental Phase Angle (50kHz: Right Arm, Left Arm, Trunk, Right Leg, Left Leg), Impedance (Each segment and each frequency)

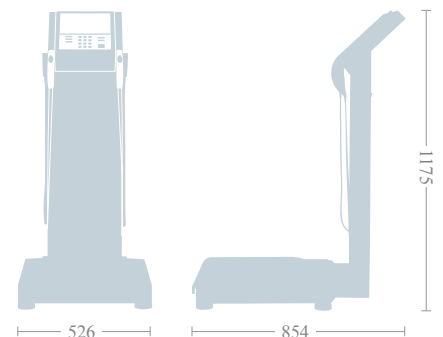
Feature Specifications

Optional Equipment	Stadiometer from InBody and Blood pressure monitor from InBody
Logo	Name, Address, and Contact Information can be shown on the InBody Results Sheet.
Digital Results	LCD Monitor, Data management software Lookin'Body120
Types of Result Sheets	InBody Test Results Sheet, InBody Test Results Sheet for Children, Body Water Results Sheet
Voice Guidance	Provides audible indication for test in progress, test complete, and successfully saved settings changes.
Database	Test results can be saved if the member ID is utilized. The InBody can save up to 100,000 results.
Test Mode	Self Mode, Professional Mode
Administrator Menu	Setup: Configure settings and manage data Troubleshooting: Additional information to help use the InBody770
USB Thumb Drive	Copy the InBody770 data (can be viewed on Excel or Lookin'Body data management software), backup, or restore the InBody770 data
Barcode Reader	The member ID will be automatically inputted when the barcode ID is scanned.
Backup data	Backup data saved in the InBody by using a USB Thumb Drive, Restore results on the InBody from a backup file.

Other Specifications

Applied Rating Current	80μA A(±10μA)
Adapter	Manufacture BridgePower Corp. Model JMW140KA1240F02 or BPM040S12FXX Power Input AC 100 ~ 240V, 50/60Hz, 1.2A Power Output DC 12V, 3.4A
Display Type	800 × 480 10.2inch Color TFT LCD
Internal Interface	Touchscreen, Keypad
External Interface	RS-232C 4EA, USB HOST 2EA, USB SLAVE 1EA, LAN (10T) 1EA, Bluetooth 1EA, Wi-Fi 1EA
Compatible Printer	Laser/Inkjet Printers (Printers recommended by InBody) * A list of printers compatible with the InBody770 can be found at http://www.inbodyservice.com
Dimension	526 (W) × 854 (L) × 1175 (H): mm 20.7 (W) × 33.6 (L) × 46.3 (H): inch
Equipment Weight	38kg (83.8lbs)
Testing Time	About 60 seconds
Operation Environment	10 ~ 40°C (50 ~ 104°F), 30 ~ 75% RH, 70 ~ 106kPa
Storage Environment	-10 ~ 70°C (14 ~ 158°F), 10 ~ 80% RH, 50 ~ 106kPa (No Condensation)
Testing Weight Range	10 ~ 270kg (22.0 ~ 595lbs)
Testing Age Range	3~99 years
Height Range	95 ~ 220cm (3ft. 1.40in. ~ 7ft. 2.61in.)

* Specifications may change without prior notice.



InBody is a body composition analysis device manufacturer that has acquired over 80 patent rights across the globe.



InBody

InBody Co., Ltd. [HEAD OFFICE]
TEL: +82-2-501-3939
FAX: +82-2-578-2716
Website: <http://www.inbody.com>
E-mail: info@inbody.com

InBody USA [USA]
TEL: +1-323-932-6503
FAX: +1-323-952-5009
Website: <http://www.inbodyusa.com>
E-mail: USA@biospaceamerica.com

InBody Japan Inc. [JAPAN]
TEL: +81-03-5298-7667
FAX: +81-03-5298-7668
Website: <http://www.inbody.co.jp>
E-mail: inbody@inbody.co.jp

Biospace China. [CHINA]
TEL: +86-21-64439738, 9739, 9705
FAX: +86-21-64439706
Website: <http://www.biospacechina.com>
E-mail: info@biospacechina.com